



lumini Solucoes em Iluminacao LTDA  
www.lumini.com.br  
Email:laboratorio@lumini.com.br  
Tel:+55 11 3437-5555 Fax:+55 11 3437-5555  
Address:Rua Ferreira Viana, 716 - Socorro - São Paulo/SP

---

## lumini

---

LumCAT:

Luminaire: focus sm r bath serie 3 e fm

LampCAT: modulo led 6W 30K irc 90

Ballast type: led driver 180mA

Report No:

Voltage(V): 127.0000

Test No:

Current(A): 0.0560

Number of Lamps: 1

Power (W): 7.0700

Lamp flux(lm): 900.0

PF: 0.9700

Length(mm): 55

Width(mm): 55

Phm Type: C

Height(mm): 0

---

## Photometric Results

---

Lumens(lm): 764.41, Efficiency(%): 84.93% , Luminous Efficacy(lm/W): 108.12

Central intensity(cd): 4866.266, Maximum intensity(cd): 4866.266

Angle of maximum intensity: C=0.0  $\gamma$ =0.0

Beam angle of C0 plane : 20.91

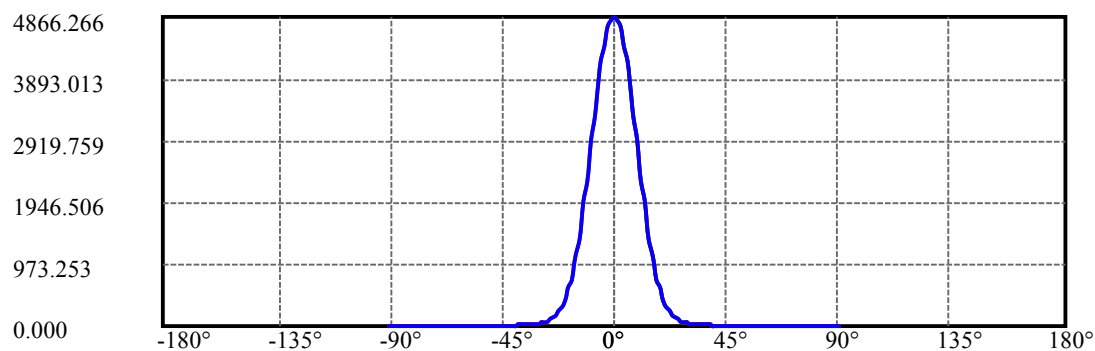
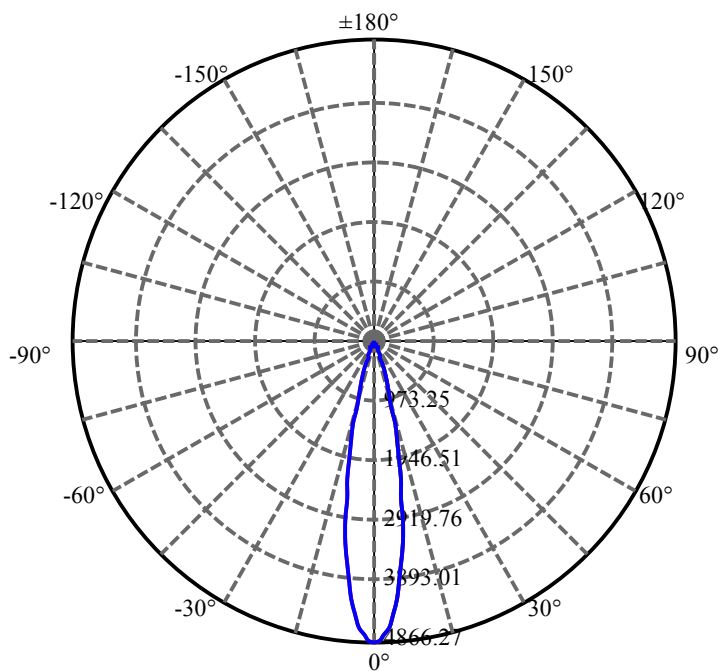
Aveage BeamAngle(IEC 61341):20.91

---

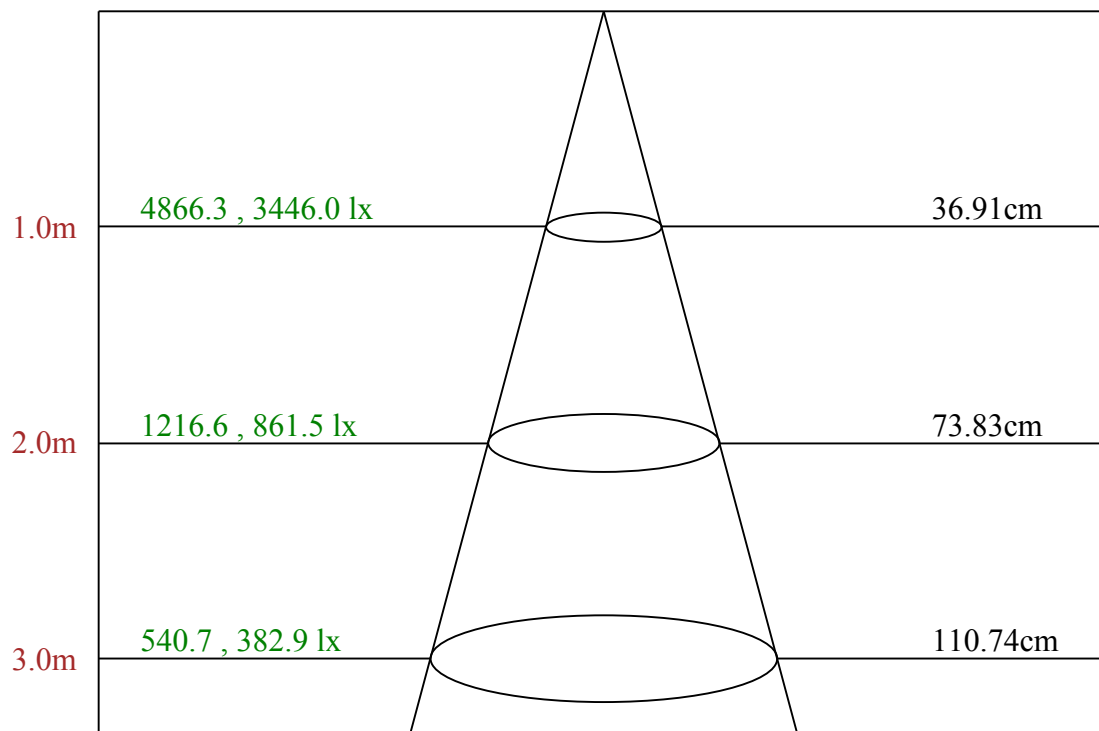
Equipment: equipamento lumini  
Temperature(°C): 25.5

Date: 20/09/2024  
Humidity(%): 55.0%

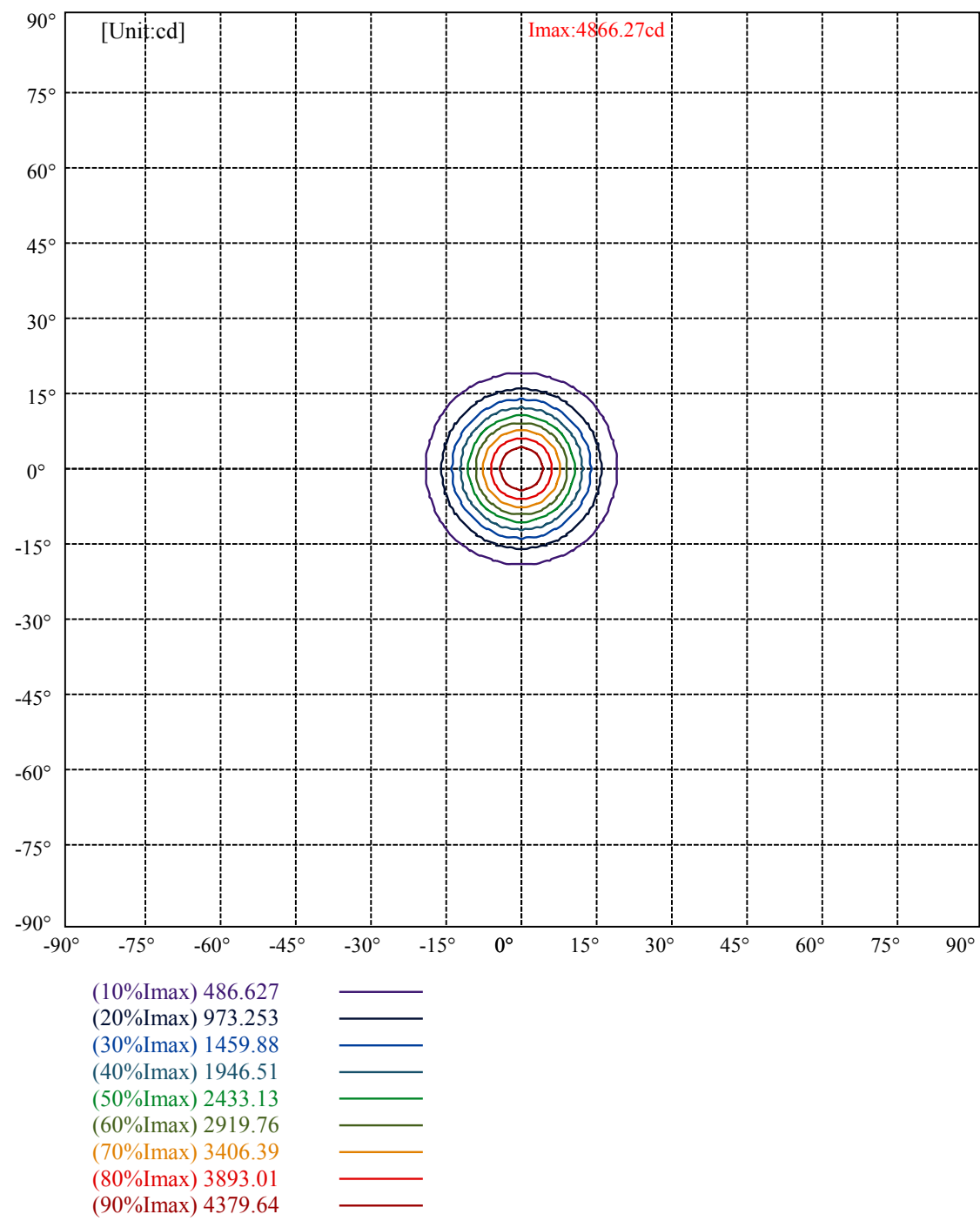
Operator: 01  
Distance(m): 6.90



C0(Max):  
C0/C180:  
C90/C270:



Max , Ave      Beam angle of C0 plane 20.91



# lumini

## Luminance Limiting Curve(no luminous side)

Appendix Page: 5 Total:6

Luminance Table

$\gamma$	45	50	55	60	65	70	75	80	85
C0	4029	3257	2223	2140	2197	2393	2980	4351	8487
C45	4029	3257	2223	2140	2197	2393	2980	4351	8487
C90	4029	3257	2223	2140	2197	2393	2980	4351	8487

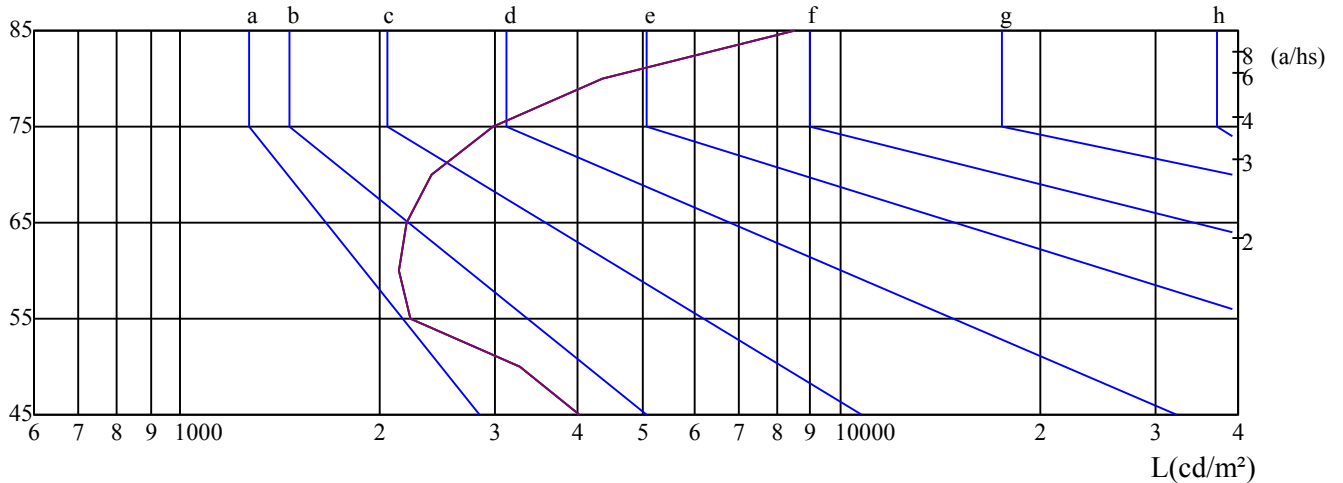
L(Hor)(65)	L(Ver)(65)	L45(65)	L(Hor)(75)	L(Ver)(75)	L45(75)	L(Hor)(85)	L(Ver)(85)	L45(85)
2197	2197	2197	2980	2980	2980	8487	8487	8487

Glare Table

Glare	Quality	Service Values Illuminance(lx)							
1.15	A	2000	1000	500	$\leq 300$				
1.5	B		2000	1000	500	$\leq 300$			
1.85	C			2000	1000	500	$\leq 300$		
2.2	D				2000	1000	500	$\leq 300$	
2.55	E					2000	1000	500	$\leq 300$
		a	b	c	d	e	f	g	h

Luminance Limiting Curve

$\gamma(^{\circ})$



C0 —

C45 —

C90 —

Equipment: equipamento lumini  
Temperature( $^{\circ}$ C): 25.5

Date: 20/09/2024  
Humidity(%): 55.0%

Operator: 01  
Distance(m): 6.90

Illumination assessment according UGR											
Rf of Ceiling	70	70	50	50	30	70	70	50	50	30	
Rf of Wall	50	30	50	30	30	50	30	50	30	30	
Rf of Floor	20	20	20	20	20	20	20	20	20	20	
Room dimensions		Viewed crosswise					Viewed endwise				
X	Y										
2H	2H	6.36	7.27	6.72	7.58	7.90	6.36	7.27	6.72	7.58	7.90
	3H	7.38	8.19	7.77	8.53	8.88	7.38	8.19	7.77	8.53	8.88
	4H	8.15	8.91	8.56	9.26	9.63	8.15	8.91	8.56	9.26	9.63
	6H	9.33	10.01	9.75	10.39	10.79	9.33	10.01	9.75	10.39	10.79
	8H	10.10	10.75	10.52	11.14	11.55	10.10	10.75	10.52	11.14	11.55
	12H	11.04	11.66	11.47	12.06	12.48	11.04	11.66	11.47	12.06	12.48
4H	2H	6.55	7.30	6.95	7.66	8.02	6.55	7.30	6.95	7.66	8.02
	3H	7.86	8.49	8.29	8.89	9.30	7.86	8.49	8.29	8.89	9.30
	4H	8.94	9.48	9.38	9.91	10.36	8.94	9.48	9.38	9.91	10.36
	6H	10.38	10.86	10.85	11.31	11.76	10.38	10.86	10.85	11.31	11.76
	8H	11.34	11.78	11.82	12.24	12.72	11.34	11.78	11.82	12.24	12.72
	12H	12.48	12.89	12.98	13.35	13.87	12.48	12.89	12.98	13.35	13.87
8H	4H	9.36	9.80	9.84	10.26	10.73	9.36	9.80	9.84	10.26	10.73
	6H	11.12	11.48	11.63	11.96	12.48	11.12	11.48	11.63	11.96	12.48
	8H	12.34	12.64	12.88	13.17	13.66	12.34	12.64	12.88	13.17	13.66
	12H	13.74	13.97	14.29	14.49	15.01	13.74	13.97	14.29	14.49	15.01
12H	4H	9.49	9.90	9.98	10.35	10.88	9.49	9.90	9.98	10.35	10.88
	6H	11.43	11.73	11.96	12.25	12.75	11.43	11.73	11.96	12.25	12.75
	8H	12.73	12.95	13.27	13.47	14.00	12.73	12.95	13.27	13.47	14.00
Variation with the observer position at spacings:											
S = 1.0H		1.4/-1.2					1.4/-1.2				
S = 1.5H		1.6/-1.3					1.6/-1.3				
S = 2.0H		1.9/-1.2					1.9/-1.2				
Standard tables:		BKBF					BKBF				
Uncorrected UGR		-4.4					-4.4				

依据CIE Publ. 117 计算 UGR, S/H = 0.25